



DRX-Newsletter 05/23

Dear drivers, dear organizers, dear DRX friends,

we are pleased to send you the DRX-Newsletter number 05/2023 with all the latest information about the German Rallycross Championship DRX powered by TYPE S.

1.) REVIEW OF THE DRX SEASON SO FAR

On our website www.rallycrossdeutschland.de you can find after reports, photo galleries as well as videos of the first seven runs. We hope you enjoy reading and watching.

2.) CURRENT CHAMPIONSHIP RANKING 203

The current championship ranking can be viewed [here](#).

3.) ENTRY FOR RUN 8 IN SCHLÜCHTERN | SEASON FINALE

The registration for the last run is still possible until next Monday, September 18, 2023.

[To the entry portal](#)

The announcement can be found in the Virtual Posting of run 8 in the entry portal.

Special features:

- There is only one common entrance/exit to the race track, which must be kept clear. Until the entrance please use the parking lot at the exit Schlüchtern Nord.
- The Ewald-Pauli-Ring is located at a nature reserve, which has to be especially protected. Therefore please:
 1. all teams should please make absolutely sure not to leave any garbage (including cable ties etc) outside the designated trash cans. If necessary, there is the possibility to dispose of used oil in a designated container.
 2. the ground around the race track must not be sealed (e.g. asphalted), therefore most of you will have to lay out your tarpaulins on (especially soft in case of rain) soil. Accordingly, please bring along enough supports such as wooden boards etc. for jacks etc.
- Access to the start plate will be via the only available road. Therefore, please keep the entrances to the drivers' tents on the right in the direction of travel clear at all times in order to avoid traffic jams.

4.) CHAMPIONSHIP PARTY 2023 IN SCHLÜCHTERN

After the usual award ceremony of the run following the final in Schlüchtern, the MSC Schlüchtern organizes the championship celebration on the same day (24.9.2023) from 19:30 in the marquee on site. Within the framework of this celebration, the honors of the class year winners (exclusively the first place) as well as the winners of the 4 predicate levels (the three first place winners of each level) and the DMSJ (exclusively the first place) will also take place.

The entrance fee for the championship party of 30 EUR per person (children up to and including 10 years of age are free of charge, but registration in advance is still necessary) will be used to cover the rich buffet with various starters, main courses and desserts. Drinks are exclusive and can be purchased at the bar in



the Tent can be purchased. After the main course, the class winners will be honored first, followed by the honoring of the predicate winners after dessert. A DJ will provide musical entertainment. At Dress code is requested to be appropriate for the occasion (smart casual clothes). All registered pilots, guest starters, teams and friends are invited.

A prior binding registration and payment is required for organizational reasons, each participant will receive an admission wristband. Registration for the championship party ends with the entry deadline next Monday. As the space in the marquee is limited, the organizer reserves the right to limit the number of tickets per team if the capacity is exceeded.

To make a binding booking, please send an e-mail to info@rallycrossdeutschland.de stating your name, team name if applicable, the number of people to be registered and their names. If there are children under 10 years of age, please indicate their age, so that this can be assigned. The total price for the ticket order must be paid in advance to MSC Schlüchtern. The payment modalities will take place after receipt of the order mail with the corresponding confirmation.

We look forward to a roaring championship celebration with you!

5.) TIRE SERVICE AT THE RACE TRACK

You need new tires or help with tire fitting on site? BM Motorsports distributes tires of the manufacturer EXTREME Performance Tyres and will be on site in Schlüchtern as already in Valkenswaard with a special service offer: You can order in advance via www.bm-motorsport.de, the tires will then be brought to you and mounted. This way you save the shipping fee. Buying on site is also possible, depending on availability. Interested? Then take a look at the website. The sole mounting service is also possible. This costs € 7.50 per tire.

6.) OUTLOOK DRX 2023/2024

- Also this year the DRX will present itself with a booth at the Essen Motorshow. We would be pleased about numerous helpers (stand service). A short message to info@rallycrossdeutschland.de would be great.
- The team from the Riders Working Group has taken and processed the suggestions for improvements in the regulations for 2024. These will now be processed by the whole DRX team, ideally the adjusted 2024 regulations can be published by November 2023.
- The planning for the 2024 season has also already started. As soon as there is news about schedule etc, we will inform you with a separate newsletter.

7.) STAY UP TO DATE

In addition to reading our newsletter, it's also worth checking out the DRX social media channels every now and then - feel free to tag us there as well and use the hashtag #drx23, we'll be happy to repost your stories.

Facebook: DeutscheRallycrossMeisterschaft

Youtube: DRX - German Rallycross Championship and TYPE S Germany.



If you have any questions, feel free to contact info@rallycrossdeutschland.de and technik@rallycrossdeutschland.de (for tech questions) - we'll take care of giving you solid answers. Please don't use the news functions of our social media channels, because due to current access problems we can only read some of them.

Best regards,

Your Nina and the DRX team

PS on my own behalf: I would like to thank you for the good cooperation with you in 2023. It has been a pleasure to serve you as series coordinator of DRX. However, I have decided to take on a new professional challenge in another industry after the conclusion of the 2023 DRX season. A successor for me will be communicated at the new season. Emails to info@rallycrossdeutschland.de will continue to be handled after my departure. I look forward to a great finish with you in Schlüchtern and thank you for the great time together!

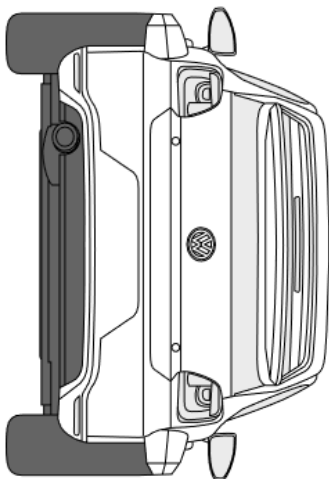
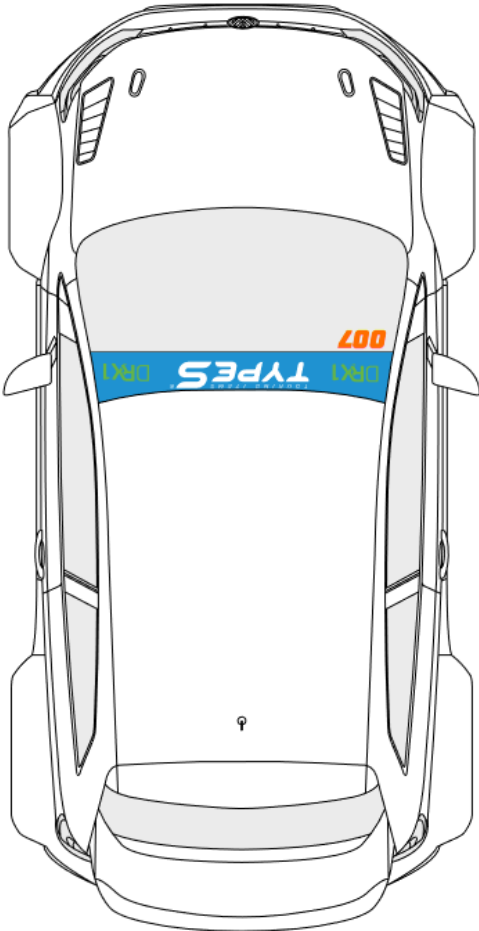
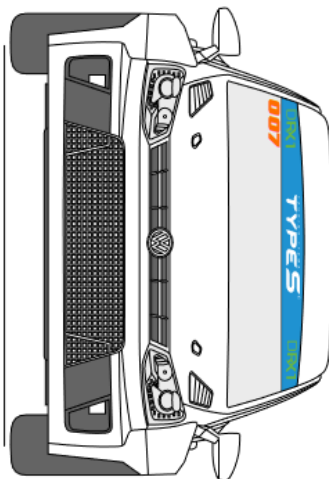
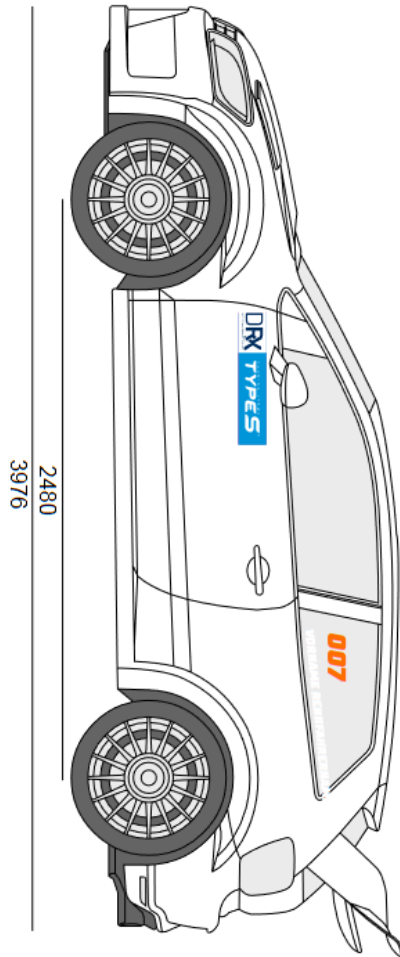
Attachment 1: Adhesive plan

Attachment 2: 360 degree dashcam mounting and settings



Attachment 1: KLEBEPLAN

KLEBEPLAN



ACHTUNG: Genaues Einhalten des Klebeplans notwendig. Keine weiteren Aufkleber auf der Frontscheibe erlaubt!
ATTENTION: Exact application of stickers according to plan essential. No other stickers windshield allowed!



Attachment 2: 360 GRAD DASHCAM MOUNTING AND SETTINGS

Alignment:

1. connect the dashcam to the cigarette lighter or by hardwiring to the steady plus of your car (both cables included). Alternatively, you can connect the dashcam with a micro USB cable to a power bank as a power source.
2. Slide the included mount onto your dashcam.
3. Align the lens vertically downwards, the screen should be facing the rear of the dashcam.
4. Find the optimal mounting position for the dashcam (360 degree free view). Use the integrated screen or the cell phone screen after connecting to the dashcam (via wifi and cell phone app).

Mount the dashcam on the center roll bar.

1. Remove the protective film from the adhesive pad.
2. attach the dashcam to the roll bar. The quick mounting with 2 metal pipe clamps has been tested several times: slide one pipe clamp on the right side of the bracket, the other one on the left side. Tighten both.
3. Secure the dashcam additionally with a small metal cable to the roll bar.

Recommendation Software settings via mobile app:

- Video Setting > Mode: 2in1 (also very handy for social media).
- Video Setting > Repeat Loop: 3 minutes (or 1 minute for those who cut the power right after the race).
- Video Setting > Sensor Vibration: OFF
- Video Setting > Set microphone level to level 1
- Camera Setting > Resolution: 8MP
- Camera Setting > Due to the different lighting conditions during a race day, please pay attention to the correct setting of the dashcam, which is important for a possible sighting after a race and is individually adjustable on the TravCa Dash 360: Exposure in dry / sunny weather: +0.0 or +0.5. For tinted windows or bad weather: +1.0 to +1.5
- Memory card: a 16GB Micro SD is included. The memory size is enough for about 1 ¼ hours. If you want to use another one (up to 128GB possible), please format it in the device first. System settings > Format

ATTENTION: please check / reset the software settings before each run best via app connection and leave the camera in operation for a while, because the button cell for storing the settings is empty after about 2 weeks without use and the settings are thus deleted.

If you have any further questions about your TravCa Dash 360, please feel free to contact the TYPE S team at. +49 6196 77197 00 or vertrieb@typeSauto.de